



**BEVERAGE-AIR®**

Project: _____	AIA#
Item: _____	
Location: _____	SIS#
Approved: _____	

**CT2HC TOP MOUNT CROSS TEMP®**

**TOP MOUNT CROSS TEMP®**

CT2HC Glass Door Variable Speed Freezer/Refrigerator  
Hydrocarbon Series

**MODEL:  
CT2HC-1G**

**7 Year Parts/Labor Warranty  
7 Year Compressor Warranty**



**CABINET CONSTRUCTION**

- Exterior is stainless steel front with continuous coil coated sides
- Interior liner is made of corrosion resistant aluminum
- Expansion valve technology
- Easily converts from refrigerator to freezer
- Double cabinet configurable to all menu initiatives, temperature range of -15 to 40° F
- Modulates coil temp to achieve desired set point
- Intuitive compressor
- Quicker pull-down
- Improved product stability
- Rapid recovery defrost
- Six (6) epoxy coated shelves
- Field-reversible doors
- 6" Casters with (2) brakes

**OPTIONS & ACCESSORIES**

- Stainless steel exterior
- Stainless steel interior
- Stainless steel tray (A)
- Universal tray slide (AC)
- Epoxy coated wire rod tray slide (kit #4)
- Door locks
- Additional shelves
- Left hand hinged
- 3" Casters
- 6" Flanged legs

**REFRIGERATION SYSTEM**

- Uses environmentally friendly, energy efficient R290 refrigerant, and meets all regulatory requirements for CARB, SNAP, DOE & more
- Variable speed compressor technology achieve 30% more energy efficiency
- Adaptive defrost
- Epoxy coated evaporator coil



Please verify qualifying units by visiting:  
[www.energystar.gov/cfs](http://www.energystar.gov/cfs)

3779 Champion Blvd., Winston-Salem, NC 27105  
1-888-845-9800 Fax: 1-336-245-6453  
Beverage-Air.com Sales@bevair.com



# BEVERAGE-AIR®

## Cross Temp® Top Mount Freezer/Refrigerator Model: CT2HC-1G

MODEL	CT2HC-1G
<b>EXTERNAL DIMENSIONAL DATA</b>	
Width Overall	52"
Depth Overall with Handle	33 5/8"
Height Overall	85"
Number of Doors	2
Depth with Door Open 90°	55 1/8"
Door Openings (in)	21 5/8" x 61 5/8"
<b>INTERNAL DIMENSIONAL DATA</b>	
NET Capacity (cubic ft.)	45.2
Internal Width Overall (in)	48"
Internal Depth Overall (in)	25 7/8"
Internal Height Overall (in)	62"
Number of Shelves	6
<b>ELECTRICAL DATA</b>	
Full Load Amperes	13.2
Voltage	115/60/1
Nema Plug (8' cord)	5-20P
<b>REFRIGERATION DATA</b>	
Horsepower	(2X) 4/5
Capacity (BTU/Hr)	(2X) 1970-4950
Heat Rejection (BTU/Hr)	(2X) 2955-7425
Charge (lbs/grams/ounces)	(2X) 0.286 / 130 / 4.58
<b>SHIPPING DATA</b>	
Gross Weight - Crated	596 lbs
Height - Crated	88"
Width - Crated	55"
Depth - Crated	36"

We reserve the right to change specifications and product design without notice. Such revisions do not entitle the buyer to corresponding changes, improvements, additions or replacements for previously purchased equipment. Dimensional tolerances +/- 1/4". Metric dimensions (MM).

### ELECTRICAL CONNECTION



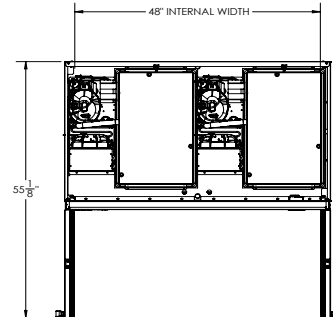
**115/60/1\***  
**NEMA 5-20P**

Unit pre-wired at factory and include 8' long cord and plug set.

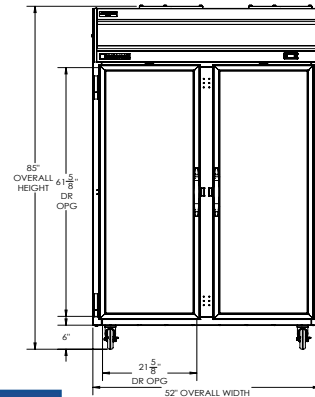
\* NOTE: Units that utilize variable speed compressor technology can experience nuisance tripping on Class A GFCI outlets which have a trip limit of 4 to 6 mA. To avoid this issue in a location that requires GFCI circuit protection, Beverage-Air recommends using either an Eaton, SGF20, or HUBBELL Model Number GFRST83W 20A Heavy Duty Hospital Grade Self-Test GFCI Receptacle.

### Model Views

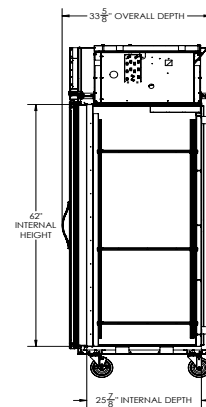
Required Clearance: Top 12", Rear 3"



PLAN VIEW



ELEVATION VIEW



SIDE VIEW

