



**BEVERAGE-AIR.**

Project: _____	AIA#
Item: _____	
Location: _____	SIS#
Approved: _____	

**CDR6HC DELI/BAKERY CASE REFRIGERATOR**

**DELI/BAKERY CASE**

CDR6HC Deli/Bakery Case Refrigerator  
Hydrocarbon Series

**MODEL:  
CDR6HC-1-B**



**3 Year Parts/Labor Warranty  
5 Year Compressor Warranty**

**CABINET CONSTRUCTION**

- Exterior has black powder coated galvanized steel
- Stainless steel interior with mirrored end caps
- Sliding glass, removable doors
- Curved front glass
- Full electronic control with various set points
- LED lighting with on and off switch
- Electrical outlet for scale
- Adjustable shelves for better product display
- Price tag molding standard
- Open food rated

**OPTIONS & ACCESSORIES**

- Dry case (add -D to refrigerated models)
- 3" Casters
- 6" Casters
- 2-3/4" Casters

**REFRIGERATION SYSTEM**

- Uses environmentally friendly, energy efficient R290 refrigerant, and meets all regulatory requirements for CARB, SNAP, DOE & more
- Hot gas condensate evaporator
- Hot gas defrost system
- Maintenance free condenser
- Refrigerator maintains product temperatures between 33°F to 41°F
- Direct sunlight should be avoided
- Tested to 75°F and 55% relative humidity



Please verify qualifying units by visiting:  
[www.energystar.gov/cfs](http://www.energystar.gov/cfs)

3779 Champion Blvd., Winston-Salem, NC 27105  
1-888-845-9800 Fax: 1-336-245-6453  
Beverage-Air.com Sales@bevair.com



# BEVERAGE-AIR®

## Deli/Bakery Case Refrigerator

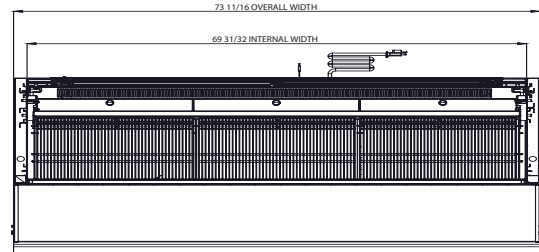
Model: CDR6HC-1-B

MODEL	CDR6HC-1-B
<b>EXTERNAL DIMENSIONAL DATA</b>	
Width Overall	73 1 <sup>1</sup> / <sub>16</sub> "
Depth Overall	35 4 <sup>7</sup> / <sub>64</sub> "
Height Overall	48 9 <sup>1</sup> / <sub>16</sub> "
<b>INTERNAL DIMENSIONAL DATA</b>	
NET Capacity (cubic ft.)	21
Internal Width Overall (in)	69 3 <sup>1</sup> / <sub>32</sub> "
Internal Depth Top & Middle Overall (in)	15 1 <sup>1</sup> / <sub>100</sub> "
Internal Depth Overall Bottom (in)	24 3 <sup>7</sup> / <sub>100</sub> "
Internal Height Overall (in)	38 4 <sup>3</sup> / <sub>64</sub> "
Number of Shelves	2
<b>ELECTRICAL DATA</b>	
Full Load Amperes	5.0
Voltage	120/60/1
Nema Plug (8' cord)	5-15P
<b>REFRIGERATION DATA</b>	
Horsepower	1/4
Energy Consumption	8.33 kw-hr/24 hrs
Capacity (BTU/Hr)	2450
Heat Rejection (BTU/Hr)	3675
Charge (lbs/grams)	0.209/95
<b>SHIPPING DATA</b>	
Gross Weight- Crated	672 lbs
Height - Crated	58"
Width - Crated	80"
Depth - Crated	39"


We reserve the right to change specifications and product design without notice. Such revisions do not entitle the buyer to corresponding changes, improvements, additions or replacements for previously purchased equipment. Dimensional tolerances +/- 1/4". Metric dimensions (MM).

### Model Views

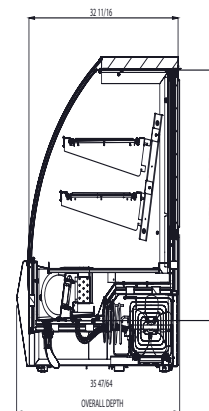
Required Clearance: Do not block grille (3" rear)



### PLAN VIEW



### ELEVATION VIEW



### SIDE VIEW

### ELECTRICAL CONNECTION



120/60/1  
NEMA 5-15P

Units pre-wired at factory and include 8' long cord and plug set.

