



BEVERAGE-AIR

Project: _____	AIA#
Item: _____	
Location: _____	SIS#
Approved: _____	

CDR6HC DELI/BAKERY CASE REFRIGERATOR

DELI/BAKERY CASE

CDR6HC Deli/Bakery Case Refrigerator
Hydrocarbon Series

MODEL:
CDR6HC-1-W



3 Year Parts/Labor Warranty
5 Year Compressor Warranty

CABINET CONSTRUCTION

- Exterior has white powder coated galvanized steel
- Stainless steel interior with mirrored end caps
- Sliding glass, removable doors
- Curved front glass
- Full electronic control with various set points
- LED lighting with on and off switch
- Electrical outlet for scale
- Adjustable shelves for better product display
- Price tag molding standard
- Open food rated

OPTIONS & ACCESSORIES

- Dry case (add -D to refrigerated models)
- 3" Casters
- 6" Casters
- 2-3/4" Casters

REFRIGERATION SYSTEM

- Uses environmentally friendly, energy efficient R290 refrigerant, and meets all regulatory requirements for CARB, SNAP, DOE & more
- Hot gas condensate evaporator
- Hot gas defrost system
- Maintenance free condenser
- Refrigerator maintains product temperatures between 33°F to 41°F
- Direct sunlight should be avoided
- Tested to 75°F and 55% relative humidity



Please verify qualifying units by visiting:
www.energystar.gov/cfs

3779 Champion Blvd., Winston-Salem, NC 27105
1-888-845-9800 Fax: 1-336-245-6453
Beverage-Air.com Sales@bevair.com



BEVERAGE-AIR

MODEL	CDR6HC-1-W
EXTERNAL DIMENSIONAL DATA	
Width Overall	73 1 ¹ / ₁₆ "
Depth Overall	35 4 ⁷ / ₆₄ "
Height Overall	48 9 ¹ / ₁₆ "
INTERNAL DIMENSIONAL DATA	
NET Capacity (cubic ft.)	21
Internal Width Overall (in)	69 3 ¹ / ₃₂ "
Internal Depth Top & Middle Overall (in)	15 1 ¹ / ₁₀₀ "
Internal Depth Overall Bottom (in)	24 3 ⁷ / ₁₀₀ "
Internal Height Overall (in)	38 4 ³ / ₆₄ "
Number of Shelves	2
ELECTRICAL DATA	
Full Load Amperes	5.0
REFRIGERATION DATA	
Horsepower	1/4
Energy Consumption	8.33 kw-hr/24 hrs
Capacity (BTU/Hr)	2450
Heat Rejection (BTU/Hr)	3675
Charge (lbs/grams)	0.209/95
SHIPPING DATA	
Gross Weight- Crated	672 lbs
Height - Crated	58"
Width - Crated	80"
Depth - Crated	39"

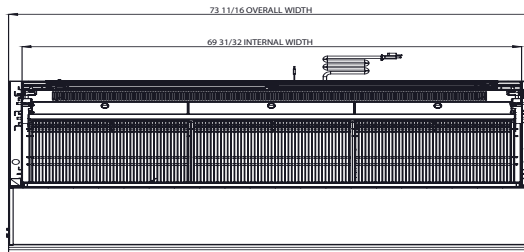
We reserve the right to change specifications and product design without notice. Such revisions do not entitle the buyer to corresponding changes, improvements, additions or replacements for previously purchased equipment. Dimensional tolerances +/- 1/4". Metric dimensions (MM).

Deli/Bakery Case Refrigerator


Model: CDR6HC-1-W

Model Views

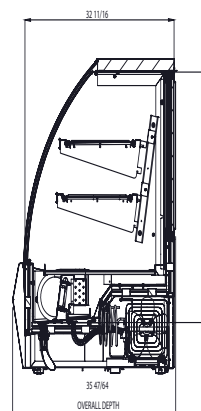
Required Clearance: Do not block grille (3" rear)



PLAN VIEW



ELEVATION VIEW



SIDE VIEW



ELECTRICAL CONNECTION

120/60/1
NEMA 5-15P

Units pre-wired at factory and include 8' long cord and plug set.