



**BEVERAGE-AIR.**

Project: _____	AIA#
Item: _____	
Location: _____	SIS#
Approved: _____	

**NC NOVELTY CASES**

NC60HC Novelty Freezers  
Hydrocarbon Series

**MODEL:  
NC60HC-1-W**

**NC60HC NOVELTY FREEZER: SLANT TOP BUNKERS**

**7 Year Parts/Labor Warranty  
7 Year Compressor Warranty**



**CABINET CONSTRUCTION**

- Exterior is white coated steel
- Interior is white powder coated surface
- Low energy consumption
- LED lighting
- Adjustable thermostat
- Operating temperature of 0°F to -10°F
- Angle top design with LowE tempered glass lids
- Lids are easily removable with lid lock & keys standard
- Round exterior edges
- Integrated tag molding
- 2" Heavy duty casters
- Drain plug for easy cleaning
- Six (6) removable baskets

**OPTIONS & ACCESSORIES**

- 2 Ring tub holder
- Custom graphics
- Dip well

**REFRIGERATION SYSTEM**

- Refrigeration system uses R290 refrigerant to comply with all environmental concerns
- The unit is best suited for an environment where temperatures remain below 75°F and humidity does not exceed 55%
- Areas with direct sunlight should also be avoided



Please verify qualifying units by visiting:  
[www.energystar.gov/cfs](http://www.energystar.gov/cfs)

3779 Champion Blvd., Winston-Salem, NC 27105  
1-888-845-9800 Fax: 1-336-245-6453  
Beverage-Air.com Sales@bevair.com



# BEVERAGE-AIR®

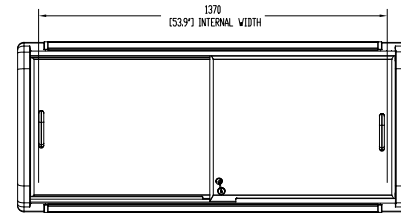
## Novelty Case Freezer Model: NC60HC-1-W

MODEL	NC60HC-1-W
<b>EXTERNAL DIMENSIONAL DATA</b>	
Width Overall	60 1/8"
Depth Overall	26"
Height Overall (with casters)	34 1/8"
Number of Lids	2
Number of Baskets	6
<b>INTERNAL DIMENSIONAL DATA</b>	
NET Capacity (cubic ft.)	11.66
Internal Width Overall (in)	53 9/16"
Internal Depth Overall (in)	19 7/16"
Internal Front Height Overall (in)	24"
Internal Rear Height Overall (in)	26 1/8"
<b>ELECTRICAL DATA</b>	
Full Load Amperes	4.0
Voltage	115/60/1
Nema Plug (8' cord)	5-15P
<b>REFRIGERATION DATA</b>	
Horsepower	1/3
Capacity (BTU/Hr)	1130
Heat Rejection (BTU/Hr)	1695
Charge (lbs/grams)	0.198/90
<b>SHIPPING DATA</b>	
Gross Weight - Crated	252 lbs
Height - Crated	35"
Width - Crated	62"
Depth - Crated	28"

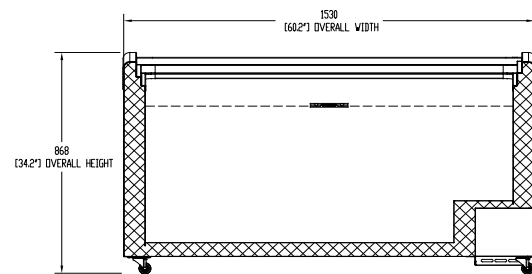
We reserve the right to change specifications and product design without notice. Such revisions do not entitle the buyer to corresponding changes, improvements, additions or replacements for previously purchased equipment. Dimensional tolerances +/- 1/4". Metric dimensions (MM).

### Model Views

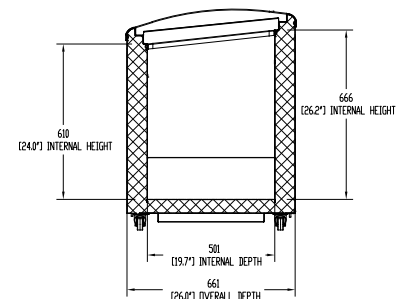
Required Clearance: 4" Sides & Rear



### PLAN VIEW



### ELEVATION VIEW



### SIDE VIEW

### ELECTRICAL CONNECTION



115/60/1  
NEMA 5-15P

Units pre-wired at factory and include 8' long cord and plug set.

