



# BEVERAGE-AIR

Project: _____	AIA#
Item: _____	
Location: _____	SIS#
Approved: _____	

**HBR49HC BOTTOM MOUNT DUAL TEMPERATURE REFRIGERATOR/FREEZER**

## DUAL TEMPERATURE REFRIGERATOR/FREEZER

**MODEL:**  
**HBRF49HC-1-A**

HBRF49HC Solid Door Bottom Mount Reach-In  
Hydrocarbon Series



**7 Year Parts/Labor Warranty**  
**7 Year Compressor Warranty**

### CABINET CONSTRUCTION

- Stainless steel front, side, and grille (galvanized back & bottom)
- Stainless steel interior
- Full electronic control with one-touch defrost
- Dual temp refrigerator/freezer units provide two different operating temperature zones for different types of products
- Left: refrigerator section
- Right: freezer section
- One-piece grille allows easy removal/installation for preventative maintenance
- Door locks standard
- Self closing doors, 120° stay open feature with spring-loaded style hinges
- Snap-in magnetic door gaskets for easy cleaning and replacement
- Ten (10) heavy-duty epoxy coated wire shelves
- LED lighting standard
- 6" Heavy-duty casters with (2) brakes
- Certified for open food product

### OPTIONS & ACCESSORIES

- Epoxy shelves
- Shelf clips
- 3" Caster or 6" legs
- Wine temperature control
- Door swing orientation (at time of order)
- Remote option\* (see note on back page)

### REFRIGERATION SYSTEM

- Uses environmentally friendly, energy efficient R290 refrigerant, and meets all regulatory requirements for CARB, SNAP, DOE & more
- Adaptive defrost
- Epoxy coated evaporator coil
- Refrigerator maintains product temperatures between 36°F to 38°F
- Freezer maintains product temperature to -10°F



Please verify qualifying units by visiting:  
[www.energystar.gov/cfs](http://www.energystar.gov/cfs)

3779 Champion Blvd., Winston-Salem, NC 27105  
1-888-845-9800 Fax: 1-336-245-6453  
Beverage-Air.com Sales@bevair.com



# BEVERAGE-AIR

## Dual Temp Bottom Mount Reach-In Solid Door Refrigerator / Freezer Model: HBRF49HC-1-A

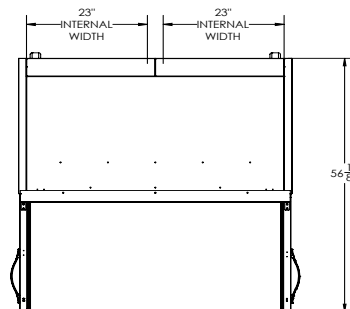
MODEL	HBRF49HC-1-A
<b>EXTERNAL DIMENSIONAL DATA</b>	
Width Overall	52"
Depth Overall (with handles)	33 3/4"
Height Overall (with casters)	84"
Number of Doors	2
Depth with Door Open 90°	56 1/8"
Door Openings (in)	22 3/4" x 52 5/8"
<b>INTERNAL DIMENSIONAL DATA</b>	
NET Capacity (cubic ft.)	(R) 21.01 (F) 21.01
Internal Width Overall (in)	(2) 23"
Internal Depth Overall (in)	27"
Internal Height Usable (in)	55"
Number of Shelves	10
<b>ELECTRICAL DATA</b>	
Full Load Amperes	(R) 2.88 (F) 6.34
<b>REFRIGERATION DATA</b>	
Horsepower	(R) 1/4 (F) 3/4
Capacity (BTU/Hr)	(R) 1702 (F) 2097
Heat Rejection (BTU/Hr)	4848
Charge (lbs/grams/ounces)	(R) 0.1987 / 90 / 3.18 (F) 0.2094 / 95 / 3.35
<b>SHIPPING DATA</b>	
Gross Weight - Crated	790 lbs
Height - Crated	88"
Width - Crated	53"
Depth - Crated	35"

\*NOTE: Remote units are field wired and come with 6" legs.  
Refrigerant must be specified at time of order.

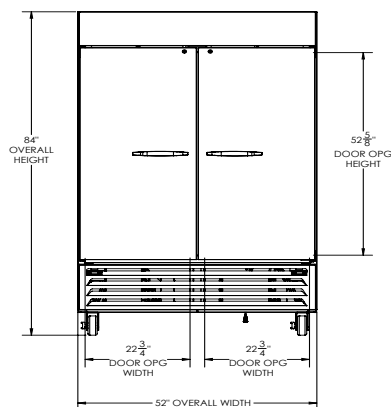
We reserve the right to change specifications and product design without notice. Such revisions do not entitle the buyer to corresponding changes, improvements, additions or replacements for previously purchased equipment. Dimensional tolerances +/- 1/4". Metric dimensions (MM).

### Model Views

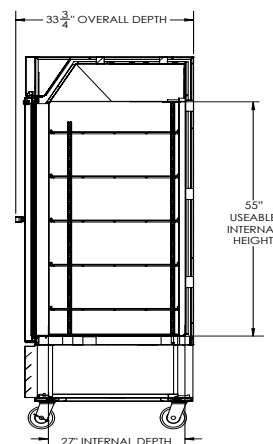
Required Clearance: Bottom & Rear 3"



### PLAN VIEW



### ELEVATION VIEW



### SIDE VIEW

### ELECTRICAL CONNECTION



115/60/1  
(2) NEMA 5-15P

Unit pre-wired at factory  
and include 8' long cord  
and plug set.

