



BEVERAGE-AIR®

Project: _____	AIA#
Item: _____	
Location: _____	SIS#
Approved: _____	

WTRD119AHC WORKTOP DRAWER REFRIGERATOR

WORKTOP SIDE MOUNT REFRIGERATOR

WTRD119AHC Worktop Refrigerator With Drawers
Hydrocarbon Series

MODEL:
WTRD119AHC-8



7 Year Parts/Labor Warranty
7 Year Compressor Warranty

CABINET CONSTRUCTION

- Stainless steel front, sides and drawers (galvanized back & bottom)
- Interior liner is made of corrosion resistant aluminum
- Stainless steel worktop for added durability
- 16 Gauge stainless steel top
- Full electronic control
- Interior thermometer is standard
- 4" Foamed-in-place backsplash
- Snap-in drawer gaskets
- Upper and lower pull-out drawers accommodate 6" deep pans
- Stainless steel drawer frames supported on telescoping drawer slides
- Drawer slides include locking mechanism that prevents drawer from being inadvertently pulled off cabinet
- 6" Casters, (3) with brakes standard

OPTIONS & ACCESSORIES

- Stainless steel back
- Stainless steel interior
- Cutting board
- 3" Casters
- 6" Legs (stainless steel, black or seismic/flange)
- Low profile casters
- Roller kit
- Flat-top with no backslash (-FLT)
- Remote option* (see note on back on page)

REFRIGERATION SYSTEM

- Uses environmentally friendly, energy efficient R290 refrigerant, and meets all regulatory requirements for CARB, SNAP, DOE & more
- Adaptive defrost
- Epoxy coated evaporator coil
- Refrigerator capable of maintaining product temperature between 36°F and 38°F




Please verify qualifying units by visiting:
www.energystar.gov/cfs

3779 Champion Blvd., Winston-Salem, NC 27105
1-888-845-9800 Fax: 1-336-245-6453
Beverage-Air.com Sales@bevair.com

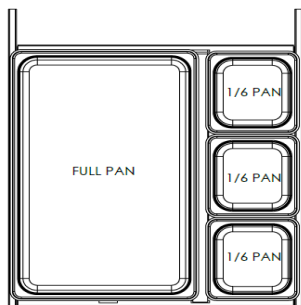


BEVERAGE-AIR

MODEL	WTRD119AHC-8
EXTERNAL DIMENSIONAL DATA	
Width Overall	118 7/8"
Depth Overall with Handles & Bumper	35 3/4"
Height Overall with 6" Casters	39 1/2"
Number of Drawers	8
Depth with Drawer Extended	57 1/2"
Drawer Openings	21 5/8" x 10 1/4" 21 5/8" x 10 3/8"
INTERNAL DIMENSIONAL DATA	
NET Capacity (cubic ft.)	40.12
Internal Width Overall (in)	114 7/8"
Internal Depth Overall (in)	26"
Internal Height Overall (in)	25"
ELECTRICAL DATA	
Full Load Amperes	5.0
Voltage	115/60/1
Nema Plug (8' cord)	5-15P
REFRIGERATION DATA	
Horsepower	1/3
Capacity (BTU/Hr)	2629
Heat Rejection (BTU/Hr)	3943.5
Charge (lbs/grams/ounces)	0.3086 / 140 / 4.9
SHIPPING DATA	
Gross Weight - Crated	750 lbs
Height - Crated	48"
Width - Crated	122"
Depth - Crated	37"

*NOTE: Remote units are field wired and come with 6" legs. Refrigerant must be specified at time of order.

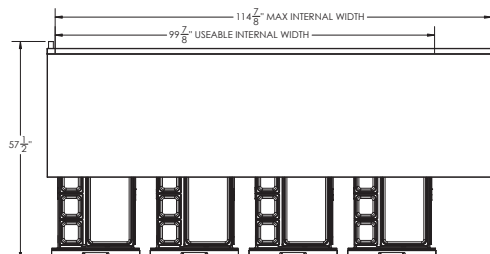
We reserve the right to change specifications and product design without notice. Such revisions do not entitle the buyer to corresponding changes, improvements, additions or replacements for previously purchased equipment. Dimensional tolerances +/- 1/4". Metric dimensions (MM).



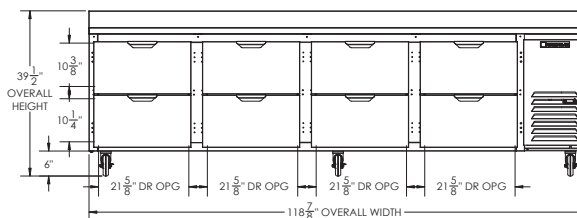
Worktop Refrigerator - Side Mount Model: WTRD119AHC-8

Model Views

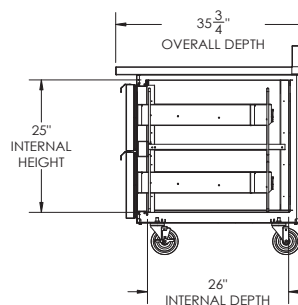
Required Clearance: 3" Bottom & 2" Rear



PLAN VIEW



ELEVATION VIEW



SIDE VIEW

ELECTRICAL CONNECTION



115/60/1
NEMA 5-15P

Unit pre-wired at factory and include 8' long cord and plug set.

